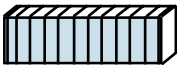








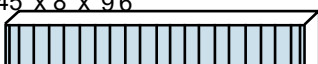




SHIPPING AGENCY JAMAICA LIMITED



INTERNATIONAL INC.

| Container type | Interior Dimension | Door Opening | Max Gross Weight | Estimated Tare Weight | Payload | Cubic Capacity |
|--|------------------------------------|----------------------|------------------|-----------------------|------------|----------------|
| 20' dry freight container 20' x 8' x 8'6"  | L: 19' 4" W: 7' 8" H: 7' 10" | W: 7' 8" H: 7' 5" | 42,739 lbs | 4,739 lbs | 38,000 lbs | 1,179 cft |
| 20' open top container 20' x 8' x 8'6"  | L: 19' 4" W: 7' 7" H: 7' 9" | W: 7' 7" H: 7' 8" | 42,799 lbs | 4,799 lbs | 38,000 lbs | 1,143 cft |
| 20' flat rack container 20' x 8' x 8'6"  | L: 19' 5" W: 7' 10" H: 7' 4" | N / A | 43,643 lbs | 5,643 lbs | 38,000 lbs | N / A |
| 20' reefer container 20' x 8' x 8'6" insulated  | L: 17' 10" W: 7' 6" H: 7' 5" | W: 7' 6" H: 7' 5" | 44,062 lbs | 6,062 lbs | 38,000 lbs | 957 cft |
| 40' dry freight container 40' x 8' x 8'6"  | L: 39' 6" W: 7' 9" H: 7' 10" | W: 7' 8" H: 7' 5" | 54,156 lbs | 8,156 lbs | 46,000 lbs | 2,390 cft |
| 40' high cube dry container 40' x 8' x 9'6"  | L: 39' 6" W: 7' 9" H: 8' 9" | W: 7' 8" H: 8' 6" | 52,393 lbs | 6,393 lbs | 46,000 lbs | 2,714 cft |
| 40' open top container 40' x 8' x 8'6"  | L: 39' 6" W: 7' 9" H: 7' 7" | W: 7' 8" H: 7' 5" | 55,480 lbs | 9,480 lbs | 46,000 lbs | 2,286 cft |
| 40' flat rack container 40' x 8' x 8'6"  | L: 39' 6" W: 7' 10" H: 6' 5" | N / A | 56,042 lbs | 10,042 lbs | 46,000 lbs | N / A |
| 40' reefer container 40' x 8' x 8'6"  | L: 37' 11" W: 7' 6" H: 7' 2" | W: 7' 6" H: 7' 1" | 54,597 lbs | 8,597 lbs | 46,000 lbs | 2,000 cft |
| 45' dry freight container 45' x 8' x 9'6"  | L: 44' 3" W: 7' 10" H: 8' 9" | W: 7' 8" H: 8' 6" | 54,579 lbs | 8,597 lbs | 46,000 lbs | 3,071 cft |

Metric Conversion Chart

| To Convert | Into | Multiply by |
|----------------|----------------|-------------|
| cubic feet | m ³ | 0.028317 |
| pounds | kg | 0.4536 |
| m ² | square feet | 10.764 |
| m ³ | cubic feet | 35.314 |
| kg | pounds | 2.2046 |